

## 2005-2012 MUSTANG GT 14" SVT BRAKE UPGRADE KIT

M-2300-S\*



### + Pricing

Suggested Retail:

**\$1489.00**

Sold in Units of:

Kit

### + Tech Notes

- Fits 2005-2012 Mustang GT
- Kit will upgrade the front brakes to 2007-2010 SVT Mustang 14" rotors and 4-piston calipers
- Includes 2007 SVT Mustang rear pads for use in stock Mustang GT rear calipers
- Includes Goodridge DOT four-piece hose kit and attaching parts
- Requires 18" [M-1007-DC1895](#), [M-1007-S1895](#), [M-1007-S1895B](#) or 19" [M-1007-DC199B](#) Ford Racing wheel or equivalent for caliper clearance

### + Details

Package Dimensions:	16.00 x 15.00 x 17.00
Package Weight:	85.35 lbs
Part Type:	Chassis: Brake Kits / Components
Instruction Sheet:	<a href="#">Click Here to Download</a>
Warranty Availability:	N/A
Catalog Page:	205
UPC Code:	75612209540

# ROAD TEST

## 2011 FORD SHELBY GT500

### SPECIFICATIONS

#### PRICE

**AS TESTED > \$55,330**  
BASE > \$49,495

VEHICLE TYPE > front-engine, rear-wheel-drive, 4-passenger, 2-door coupe

OPTIONS > SVT Performance package (consists of a 3.73:1 limited-slip differential; 19-inch front and 20-inch rear wheels with Goodyear Eagle F1 Supercar G2 tires; upgraded shocks and springs; and unique Shelby body stripes, spoiler, and shift knob), \$3495; Electronics package (consists of voice activated navigation system, Sirius satellite and HD radio, in-dash video player, and dual-zone automatic climate control), \$2340; body stripe delete, \$0

STANDARD > power windows, driver seat, and locks; remote locking; cruise control; tilting steering wheel

AUDIO SYSTEM > Shaker; AM, FM, Sirius radio; CD/DVD player; 10-GB media storage; minijack, USB, and Bluetooth-audio inputs; 8 speakers

#### ENGINE

Supercharged and intercooled V-8, aluminum block and heads

BORE X STROKE > 3.55 x 4.17 in, 90.2 x 105.8 mm

DISPLACEMENT > 330 cu in, 5411 cc

COMPRESSION RATIO > 8.4:1

FUEL-DELIVERY SYSTEM > port injection

SUPERCHARGER > Eaton M112

MAXIMUM BOOST PRESSURE > 9.0 psi

VALVE GEAR > chain-driven double overhead

cams, 4 valves per cylinder, hydraulic lifters

REDLINE > 6250 rpm

**POWER (SAE NET) > 550 bhp @ 6200 rpm**  
**TORQUE (SAE NET) > 510 lb-ft @ 4250 rpm**

#### DRIVETRAIN

TRANSMISSION > 6-speed manual

FINAL-DRIVE RATIO > 3.73:1, limited slip

GEAR	RATIO	MPH PER 1000 RPM	MAX SPEED IN GEAR (RPM)
1	2.97	7.2	45 MPH (6250)
2	1.78	12.1	76 MPH (6250)
3	1.30	16.5	103 MPH (6250)
4	1.00	21.5	134 MPH (6250)
5	0.74	29.0	155 MPH (5350)
6	0.50	43.0	155 MPH (3600)

#### DIMENSIONS

##### EXTERIOR

WHEELBASE > 107.1 in LENGTH > 188.2 in

WIDTH > 73.9 in HEIGHT > 54.5 in

FRONT TRACK > 61.9 in REAR TRACK > 62.5 in

DRAG AREA > Cd (0.36) x frontal area

(24.1 sq ft) = 8.7 sq ft

GROUND CLEARANCE > 5.7 in

##### INTERIOR

F: HEAD > 38.5 in LEG > 42.4 in

SHOULDER > 55.3 in

R: HEAD > 34.7 in LEG > 29.8 in

SHOULDER > 51.6 in

SAE VOLUME > F: 52 cu ft R: 31 cu ft

TRUNK > 13 cu ft

RESTRAINT SYSTEMS > F: 3-point belts, driver

and passenger front and side airbags

R: 3-point belts

SEAT ADJUSTMENTS > F: fore-and-aft, seatback

angle, driver only; front height, rear height,

lumbar support

REAR SEATS > folding; yes, split; yes, pass-

through; no



#### DIMENSIONS CONT.

##### WEIGHT

CURB > 3751 lb PER HORSEPOWER > 6.8 lb

DISTRIBUTION > F: 55.7% R: 44.3%

TOWING CAPACITY > 0 lb GVWR > 4700 lb

##### CHASSIS

CHASSIS TYPE > unit construction

BODY MATERIAL > welded steel and aluminum stampings

##### STEERING

Rack-and-pinion with variable electric power assist

RATIO > 15.7:1

URNS LOCK-TO-LOCK > 2.7

TURNING CIRCLE CURB-TO-CURB > 37.0 ft

##### SUSPENSION

F: ind, strut located by a control arm, coil springs, anti-roll bar

R: rigid axle located by 2 trailing links and a Panhard rod, coil springs, anti-roll bar

##### BRAKES

Hydraulic with vacuum power assist and anti-lock control

F: 14.0 x 1.3-in vented disc

R: 11.8 x 0.7-in vented disc

STABILITY CONTROL > fully defeatable, traction defeatable, competition mode

##### WHEELS AND TIRES

WHEEL SIZE/TYPER > F: 9.5 x 19 in R: 9.5 x 20 in/ forged aluminum

TIRES > Goodyear Eagle F1 Supercar G2

F: P265/40ZR-19 (98Y)

R: P285/35ZR-20 (92Y)

SPARE > none

### C/D TEST RESULTS

#### ACCELERATION

ZERO TO 30 MPH > 1.7 sec

40 MPH > 2.3

50 MPH > 3.2

**60 MPH > 4.1**

70 MPH > 5.1

80 MPH > 6.4

90 MPH > 7.7

100 MPH > 9.1

110 MPH > 11.0

120 MPH > 12.9

130 MPH > 15.1

140 MPH > 18.9

150 MPH > 23.6

STREET START, 5-60 MPH > 4.5 sec

TOP GEAR, 30-50 MPH > 11.0 sec

TOP GEAR, 50-70 MPH > 9.9 sec

**1/4-MILE > 12.4 sec @ 117 mph**

TOP SPEED (GOV LTD) > 155 mph

#### HANDLING

##### ROADHOLDING

**300-FT-DIA SKIDPAD > 1.00 g**

UNDERSTEER > minimal

##### BRAKING

**70 TO 0 MPH > 151 ft**

##### FUEL

CAPACITY > 16.0 gal

REQUIRED FUEL > 91 octane

EPA CITY > 15 mpg EPA HWY > 23 mpg

**C/D OBSERVED > 15 mpg**

##### INTERIOR SOUND LEVEL (dBA)

IDLE > 50 FULL THROTTLE > 83

70-MPH CRUISING > 76

##### WEATHER

TEMPERATURE > 74° F HUMIDITY > 45%

BAROMETRIC PRESSURE > 29.00 in Hg

##### ODOMETER

TEST-VEHICLE MILEAGE > 1655

##### TIRE INFLATION

TEST PRESSURES > F: 35 psi R: 35 psi

#### TEST NOTES

Tons of grip on the skidpad—very different from the piggish 2010 GT500. The launch is way easier to accomplish with the 2011 model, too. Dump the clutch at about 2200 rpm and feather the throttle. Shifter throws are small and tight, but we never missed a change. Goes to show what a little aluminum and new tires can do.



**Shell**  
**NITROGEN**  
enriched gasolines

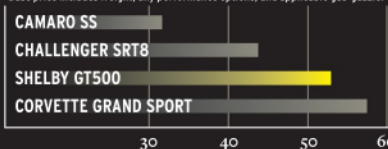
The Official Fuel Partner of CAR AND DRIVER

### COMPETITORS

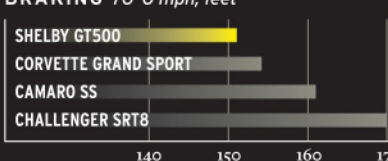
**CHEVROLET CAMARO SS (6.2-LITER, 426 HP, 6-SP MAN) • DODGE CHALLENGER SRT8 (6.1-LITER, 425 HP, 5-SP AUTO) • FORD SHELBY GT500 (5.4-LITER, 550 HP, 6-SP MAN) • CHEVROLET CORVETTE GRAND SPORT (6.2-LITER, 436 HP, 6-SP MAN)**

#### CURRENT BASE PRICE\* dollars x 1000

\*Base price includes freight, any performance options, and applicable gas-guzzler tax.



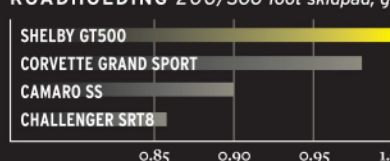
#### BRAKING 70-0 mph, feet



#### ACCELERATION 0-60 & 1/4-mile, seconds



#### ROADHOLDING 200/300-foot skidpad, g



# MUSTANG Specifications | Standard Features



## GT

Equipment Group 300A  
Includes all standard features, plus:

### Mechanical

5.0L Ti-VCT V8 engine with 412 hp @ 6,500 rpm<sup>1</sup> and 390 lb.-ft. of torque @ 4,250 rpm<sup>1</sup>  
6-speed manual transmission  
3.31:1 gear ratio with limited-slip rear differential  
Compact spare tire

### Exterior

18" wide-spoke painted aluminum wheels  
Automatic headlamps  
Body-color power sideview mirrors with integrated blind spot mirrors  
Bright rolled dual exhaust tips  
Dark-chrome Pony badge located in grille  
Fog lamps  
Rear spoiler  
Vinyl top on convertible



## GT Premium

Equipment Group 400A  
Includes select GT features, plus:

### Seating

6-way power driver's seat with power lumbar  
Leather-trimmed front bucket seats

### Interior

6-gauge cluster with MyColor® illumination  
Ambient lighting  
Auto-dimming rearview mirror  
Bright-aluminum instrument panel, pedal covers, door-sill scuff plates and shift knob  
Bright-chrome door speaker surrounds  
Leather-wrapped steering wheel with aluminum spokes  
Shaker™ 500 Audio System with AM/FM stereo/single-CD player with MP3 capability, 8 speakers and 500 watts  
Sirius Satellite Radio with 6-month introductory subscription  
SYNC®  
Universal garage door opener  
Vinyl door-trim panel inserts

### Exterior

Cloth top on convertible  
Soft boot for convertible top



## Boss® 302

Equipment Group 500A  
Includes select GT features, plus:

### Mechanical

5.0L high-output Ti-VCT V8 engine with 444 hp @ 7,400 rpm and 380 lb.-ft. of torque @ 4,500 rpm  
6-speed manual transmission  
3.73:1 gear ratio with limited-slip rear differential  
Adjustable shocks/struts with 5 settings  
Unique front and rear springs  
25-mm rear stabilizer bar  
Brembo™ 14" vented front rotors and 4-piston calipers  
11.8" vented rear rotors with high-performance pad compound  
Quad exhaust with 2 side and 2 rear outlets  
Unique intake manifold with production number plate

### Seating

Charcoal Black cloth front bucket seats with gray embroidered "BOSS 302" logo; 4-way manually adjustable

### Interior

Alcantara® suede-wrapped steering wheel  
Black cue ball-style shift knob  
Dark-aluminum instrument panel appliqué  
Unique gauge cluster

### Exterior

19" x 9" front and 19" x 9.5" rear black-painted aluminum wheels with 255/40R Z-rated front and 285/35R Z-rated rear max-performance Pirelli™ P Zero™ summer-only tires  
Black decklid stripe  
Grille with blocked-off fog lamp openings  
Modified front fascia with lower chin splitter  
Painted roof in Black or White to match stripes  
Unique hood stripe and reverse "C" side stripes  
Black rear spoiler



## Shelby GT500™

Equipment Group 820A  
Includes select GT Premium features, plus:

### Mechanical

5.4L DOHC 32-valve V8 engine with 550 hp @ 6,200 rpm and 510 lb.-ft. of torque @ 4,250 rpm  
6-speed manual transmission  
9.0 psi boost  
3.55:1 gear ratio with limited-slip rear differential  
Brembo 14" vented front rotors with 4-piston calipers  
Forged-steel crankshaft and connecting rods  
SVT-tuned suspension with unique shocks and springs  
Tuned stainless steel H-pipe exhaust with 4" tips

### Seating

Leather-trimmed front sport bucket seats with racing stripes and Alcantara suede trim

### Interior

Leather-wrapped steering wheel with Alcantara suede trim  
Message center with compass

### Exterior

19" x 9.5" painted forged aluminum wheels with Goodyear® Eagle® F1 Supercar tires  
GT500® badging  
GT500 side rocker stripes  
HID headlamps with autolamp  
Le Mans racing stripes  
Power dome hood with heat extractor  
Unique rear spoiler

Exterior Dimensions <sup>2</sup>	Coupe/Convertible
Wheelbase	107.1"
Length	188.1"
Height	55.8"
Width – Excluding mirrors	73.9"
Width – Including mirrors	80.1"

Front Interior Dimensions <sup>2</sup>	Coupe/Convertible
Head room	38.5"/38.8"
Shoulder room	55.3"
Leg room	42.4"
Rear Interior Dimensions <sup>2</sup>	Coupe/Convertible
Head room	34.7"/36.5"
Shoulder room	51.6"/45.0"
Leg room	29.8"

Capacities <sup>2</sup> (cu. ft.)	Coupe/Convertible
Passenger volume	83.3/81.0
Luggage capacity	13.4/9.6
Total interior volume	96.7/90.6
Fuel capacity (gal.)	16.0

<sup>1</sup>Figures achieved using premium unleaded fuel. <sup>2</sup>Dimensions based on V6 and GT models. For Boss 302 and Shelby GT500 dimensions, see your dealer.

Shelby and GT500 are registered trademarks of Carroll Hall Shelby Trust. Front air splitter included in Laguna Seca Package is intended for racetrack use only and is not legal for on-street driving. May degrade crash performance and void vehicle warranty. Must be installed by customer. TORSEN is a registered trademark of JTEKT Corporation. RECARO is a registered trademark of RECARO Betteilungs-GmbH. Brembo is a trademark of Brembo S.p.A. Subscriptions governed by Sirius Terms and Conditions available at sirius.com. Service available in the 48 contiguous United States and D.C. Sirius, XM and all related marks and logos are trademarks of Sirius XM Radio Inc. and its subsidiaries. HD Radio is a proprietary trademark of iBiquity Digital Corp. Alcantara is a registered trademark of Alcantara S.p.A., Italy. Pirelli is a trademark of Pirelli & C. S.p.A. Goodyear is a registered trademark of The Goodyear Tire & Rubber Company.

